






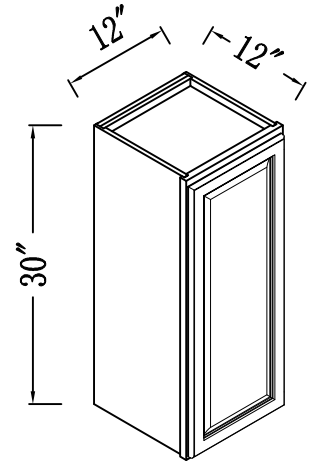


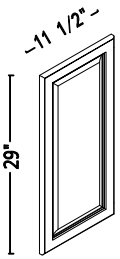

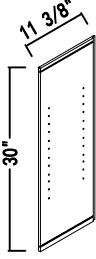
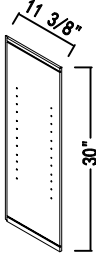

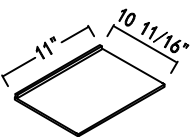
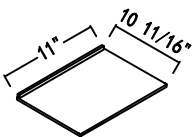
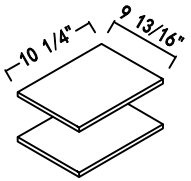
PART LIST

NO.	Picture	Specification	Qty
A		Screws $\text{Ø}3 \times 1/2$ "	32
B		Screws $\text{Ø}4 \times 1$ "	4
C		Shelf Clips	8
D		Metal Clip	8
E		Hinges	2
F		Screws $\text{Ø}4 \times 3/4$ "	2
G		Screws $\text{Ø}4 \times 5/8$ "	4










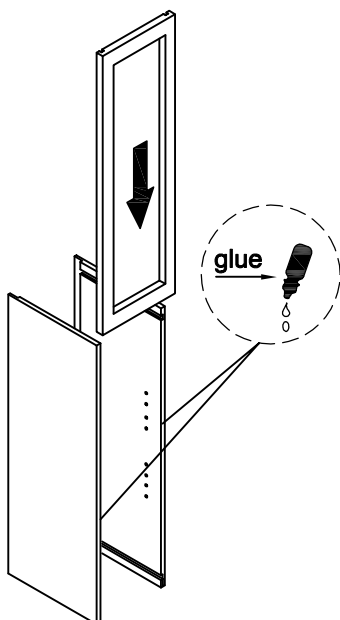
W1230

Unit: inch

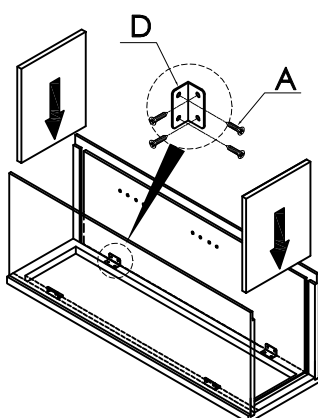
<p>1</p>  <p>Door</p>	<p>2</p>  <p>Face frame</p>	<p>3</p>  <p>Left Side Panel</p>	<p>4</p>  <p>Right Side Panel</p>	<p>5</p>  <p>Back board</p>
<p>6</p>  <p>Top Panel</p>	<p>7</p>  <p>Bottom Panel</p>	 <p>Shelf</p>		

Assembly instructions

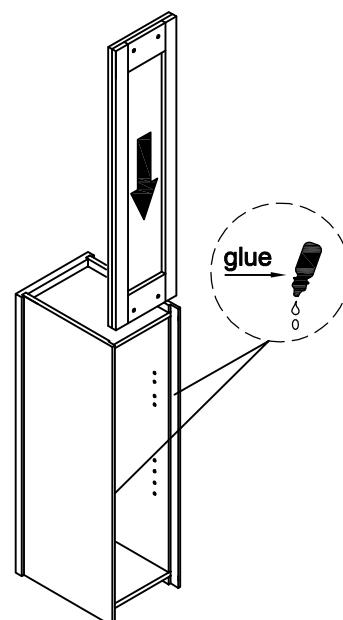
NO.	PICTURE	SIZE	QTY	NO.	PICTURE	SIZE	QTY
A		Screws $\text{Ø}3 \times 1/2''$	32	E		Hinges	2
B		Screws $\text{Ø}4 \times 1''$	4	F		Screws $\text{Ø}4 \times 3/4''$	2
C		Shelf Clip	8	G		Screws $\text{Ø}4 \times 5/8''$	4
D		Metal Clip	8				



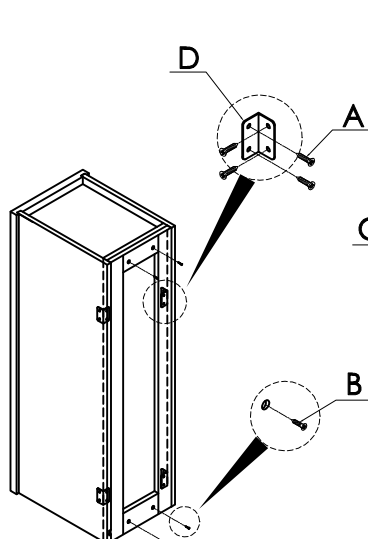
step 1



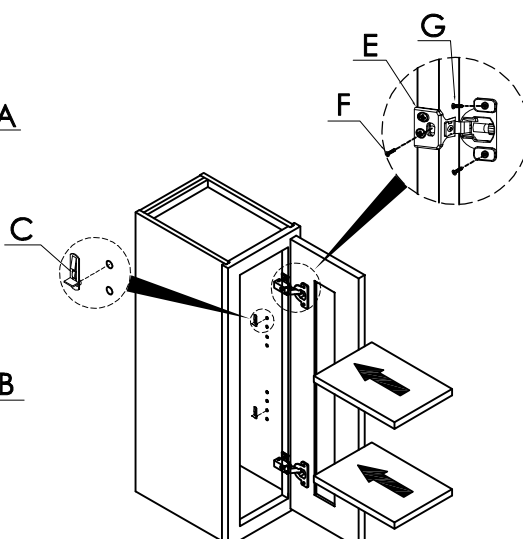
step 2



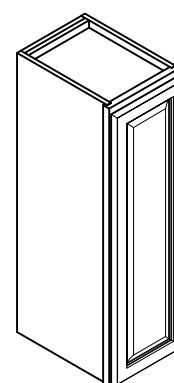
step 3



step 4



step 5



step 6