






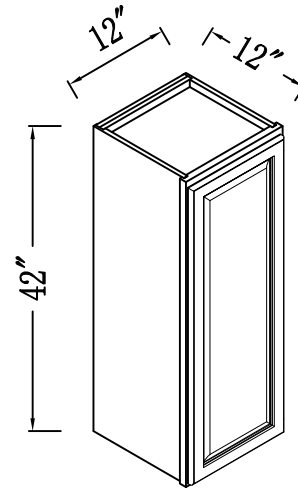


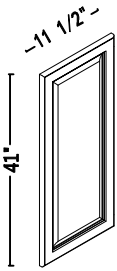

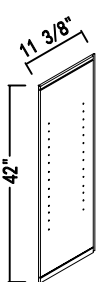
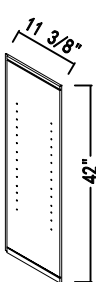

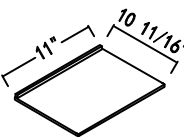
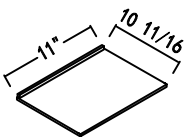
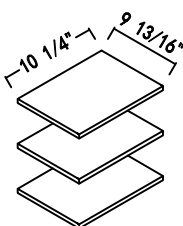
# PART LIST

NO.	Picture	Specification	Qty
A		Screws $\text{Ø}3 \times 1/2''$	48
B		Screws $\text{Ø}4 \times 1''$	4
C		Shelf Clips	12
D		Metal Clip	12
E		Hinges	3
F		Screws $\text{Ø}4 \times 3/4''$	3
G		Screws $\text{Ø}4 \times 5/8''$	6










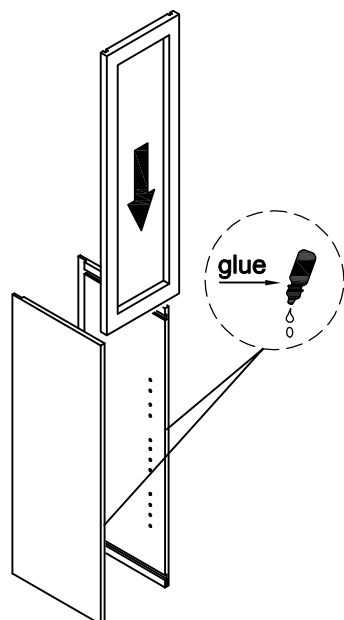
W1242

Unit: inch

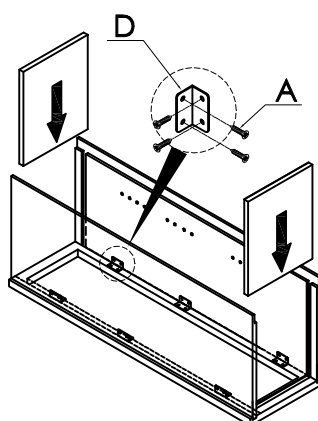
<p>1</p>  <p>Door</p>	<p>2</p>  <p>Face frame</p>	<p>3</p>  <p>Left Side Panel</p>	<p>4</p>  <p>Right Side Panel</p>	<p>5</p>  <p>Back board</p>
<p>6</p>  <p>Top Panel</p>	<p>7</p>  <p>Bottom Panel</p>	 <p>Shelf</p>		

# Assembly instructions

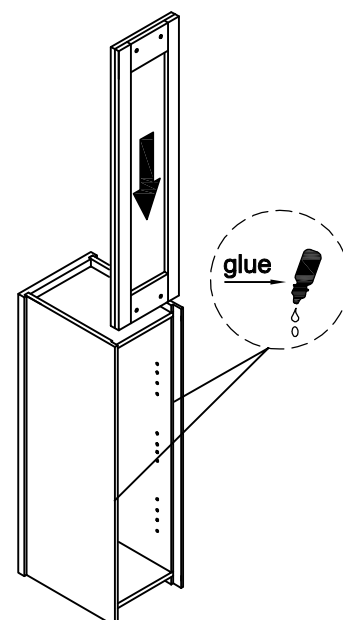
NO.	PICTURE	SIZE	QTY	NO.	PICTURE	SIZE	QTY
A		Screws $\text{Ø}3 \times 1/2''$	48	E		Hinges	3
B		Screws $\text{Ø}4 \times 1''$	4	F		Screws $\text{Ø}4 \times 3/4''$	3
C		Shelf Clip	12	G		Screws $\text{Ø}4 \times 5/8''$	6
D		Metal Clip	12				



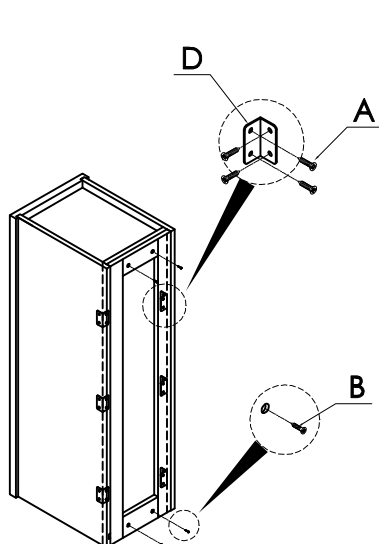
step 1



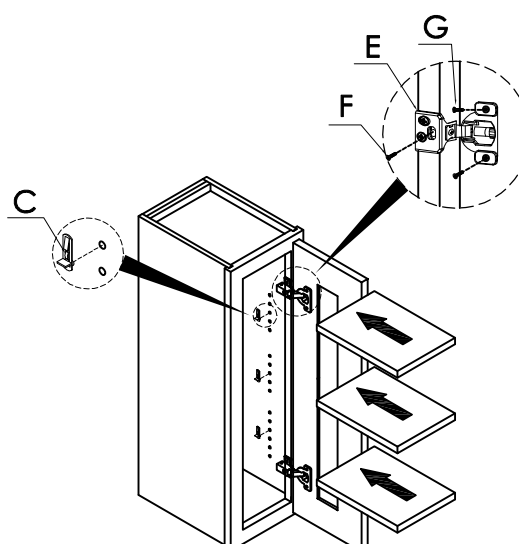
step 2



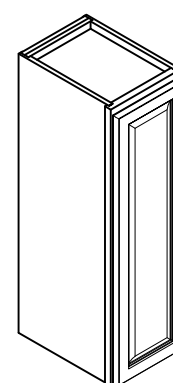
step 3



step 4



step 5



step 6